

# How Hook, Aesthetic, and Niche Drive TikTok Virality

Across hundreds of TikTok seeding campaigns, the same creative patterns keep appearing. The algorithm isn't random; it consistently rewards specific hook structures, aesthetics, and content signals in ways that are measurable and controllable from the brief.

---

Most brands treat TikTok seeding like a lottery. They gift a batch of creators, wait for posts to go live, and hope the algorithm does the rest. But across hundreds of TikTok seeding campaigns, the same creative patterns keep appearing. The algorithm isn't random. It consistently rewards specific hook structures, aesthetics, and content signals - in ways that are measurable and, crucially, controllable from [the brief](#).

The five analyses below break down what separates high-performing seeding content from expensive filler. Each one points to a decision you can make differently before a single frame is shot.

# Problem-solution content outperforms everything. Talking heads underperform everything.

Which content styles actually drive high-value actions? When content styles are mapped against their ability to generate engagement and conversion signals, one structure separates from the field.

## Hook Efficiency Distribution

Reach Efficiency (RER) vs. Purchase Intent by Hook Type · 2026-Q1



Problem-solution videos - where a creator establishes a specific struggle before introducing the product as the resolution - consistently outperform every other format on high-value actions like clicks, saves, and purchase intent. At the opposite end sits the talking head: a creator speaking directly to camera about a product, without narrative tension. It generates views. It does not generate intent.

A creator saying "this product is amazing" is a testimonial. A creator saying "I tried everything for X and nothing worked until..." is a story. Brief for the story. Give creators the specific problem your product solves and let them find it in their own lives. The authenticity of that struggle is what holds attention long enough to convert.

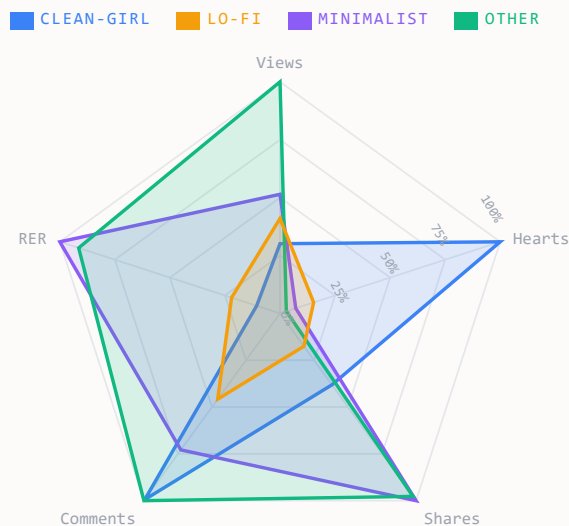
# Minimalist content reaches more people. Clean girl content builds stronger communities.

Different visual aesthetics don't just perform differently - they perform differently across different objectives. Minimalist content indexed highest on reach and shares. Clean girl aesthetic generated significantly stronger engagement rates and community signals. These aren't marginal differences in degree; they reflect fundamentally different audience behaviours.

Aesthetic is a strategic choice. If you're launching a new product and need reach, brief minimalist. If you're building a community around an existing product, brief clean girl. A mixed aesthetic brief produces mediocre performance across both objectives. Our [influencer niches guide](#) is a useful starting point for understanding which aesthetic fits your niche.

## Aesthetic Performance Footprint

Comparing KPI profiles across visual styles · 2026-Q1



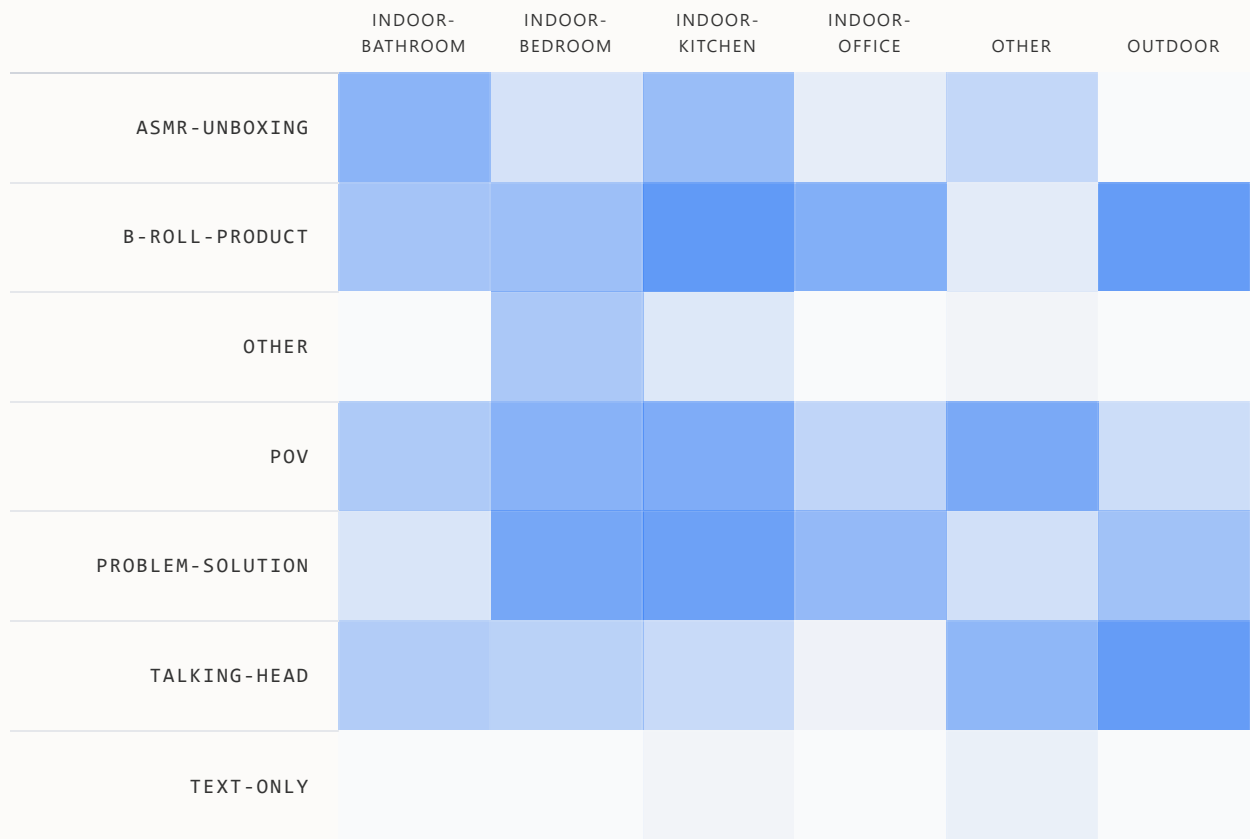
VALUES NORMALIZED TO 0-100 SCALE WITHIN EACH KPI. THE "FOOTPRINT" SHAPE REVEALS WHICH AESTHETICS ARE BUILT FOR REACH VS. COMMUNITY.

## Get outside and show the product immediately.

Which combinations of hooks and settings produce the highest views? The data points to two elements that appear consistently in the top performers: a person and a product, shown outdoors, visible within the first two seconds.

### Hook × Setting Impact Matrix

Winning creative combinations · 2026-Q1



INTENSITY



CELL NUMBER = SAMPLE SIZE (N) · SOURCE: SONAR SEED 2026-Q1

Indoor settings also perform well when they feel genuinely lived-in. Bedrooms and kitchens outperform studios and "content spaces." The common thread is environmental authenticity, not production value. Your creators can get high quality [UGC without a production studio](#) and keep things authentic.

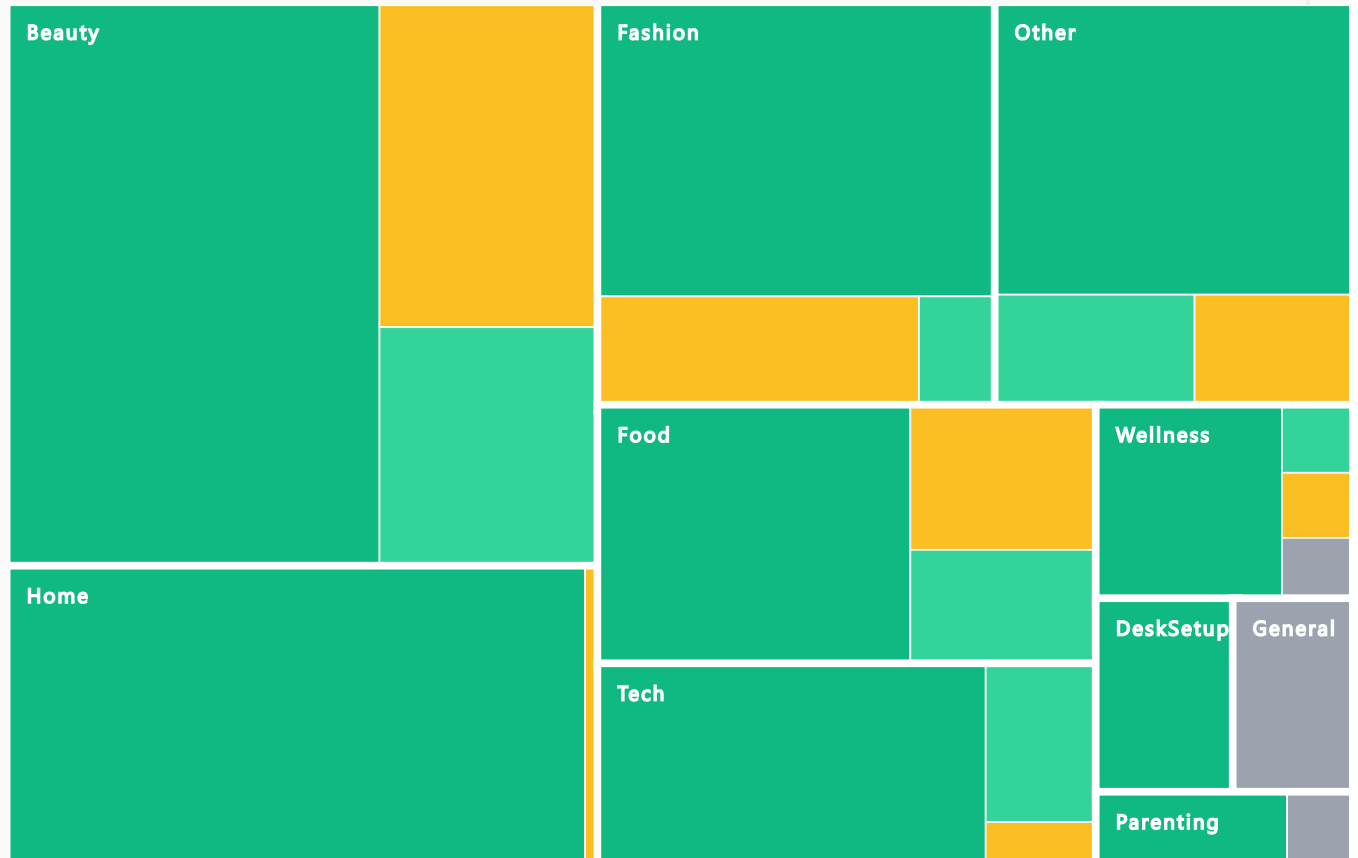
Location is a hook variable. "Film wherever you feel comfortable" produces studio-adjacent content. "Film this outside, in natural light, with the product in frame from the first second" produces something the algorithm treats as organic - and distributes accordingly.

Most TikTok niches skew positive. That's exactly why balanced content stands out.

The highest-volume niches on the platform - beauty, home, fashion - are dominated by positive sentiment. This isn't surprising. However, content with mixed or balanced sentiment, where a creator is honest and willing to acknowledge a drawback, outperforms uniformly positive content on trust signals and long-term purchase intent.

## Niche & Sentiment Landscape

Content volume by niche, divided by sentiment classification · 2026-Q1



SENTIMENT ● Raving ● Balanced ● Critical-Honest-Review ● Negative

BLOCK SIZE = POST VOLUME · SOURCE: SONAR SEED 2026-Q1

When every creator in your niche sounds like a fan, the creator who sounds like a person becomes the one people trust. Briefing creators to be honest is a differentiator. Research consistently supports that more balanced content performs better.

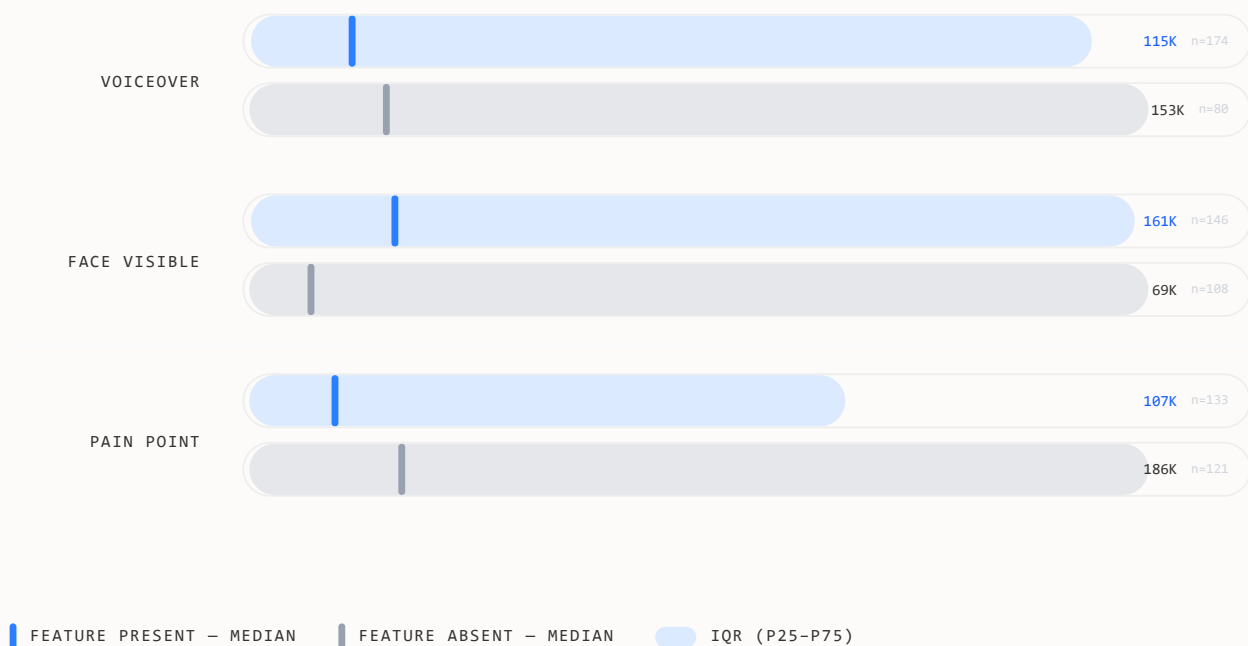
# Showing your face more than doubles views. Pain points and voiceovers cut them.

This is where the data gets counterintuitive.

Face presence in a video more than doubles view count. This held across niches and content styles. The mechanism isn't mysterious: faces drive attention retention, and the TikTok algorithm rewards completion rate.

## Conversion Driver Comparison

Median performance shift when a creative feature is present vs. absent · 2026-Q1



However, two widely-used creative techniques appear to work against reach. Voiceovers consistently underperform. Videos that open with a direct statement of a problem ("do you struggle with X?") also underperform, compared to videos that show the problem or move directly to the solution.

Requiring face presence in your brief isn't optional if reach is the goal. Voiceover-led briefs tend to produce content that feels like an ad, performs like an ad, and gets distributed like one. Audiences respond better to demonstration than declaration. Show the problem; don't announce it.

## The brief is the strategy

Five charts, one conclusion: the biggest driver of TikTok seeding performance isn't budget, follower count, or how many creators you gift - [nano and micro-influencers consistently outperform macro on the metrics that matter](#). It's the decisions encoded in the brief before a single frame is shot.

Hook structure, aesthetic choice, setting, sentiment register, face presence - these are all controllable levers. They're also decisions that most brands leave entirely to creators by default, which means performance is being left on the table by default.

The brands generating consistent results from seeding campaigns have learned to brief these variables deliberately. Not by constraining creativity - by channelling it toward outcomes the data has already shown to work.

The creative isn't a lottery if you know which variables move the needle. If you're ready to put this into practice, the [5-step influencer seeding blueprint](#) covers how to run the campaign end-to-end.

# Intelligence Methodology



## DISTRIBUTION FIRST

TikTok's view distribution follows a power law - meaning viral outliers can easily distort "Standard" benchmarks. We prioritize Median values for reach (RER) and engagement to show the honest baseline.



## VALIDITY SIGNALING

Every comparison in our index includes a validity signal. If the sample size (n) is less than 10, we flag the data as directional only. This prevents taking major strategic decisions on thin data.



## GLOSSARY OF EFFICIENCY

### **RER (Reach Efficiency Ratio)**

Quantifies "Algorithm Alpha" - how many views a creator earns per follower. Our primary unit of reach.

### **SVR (Save-to-View Ratio)**

Measures "Wishlist Intent." High SVR indicates high utility or high-production-value content.

DATA SOURCE Sonar Seed Proprietary performance dataset (en-only)

NICHE TAXONOMY Internal Classification v1.2

LAST SYNC 14/04/2026